



FACULTY OF VETERINARY MEDICINE OF PARMA

- **Founded in 1845 by Maria Luigia d'Austria**
- **EAEVE member since 1988**
- **First full evaluation - May 1992**
- **Second full evaluation - January 2011**
- **ECOVE Conditional approval - April 2011**
- **Re-visit – March 2012**

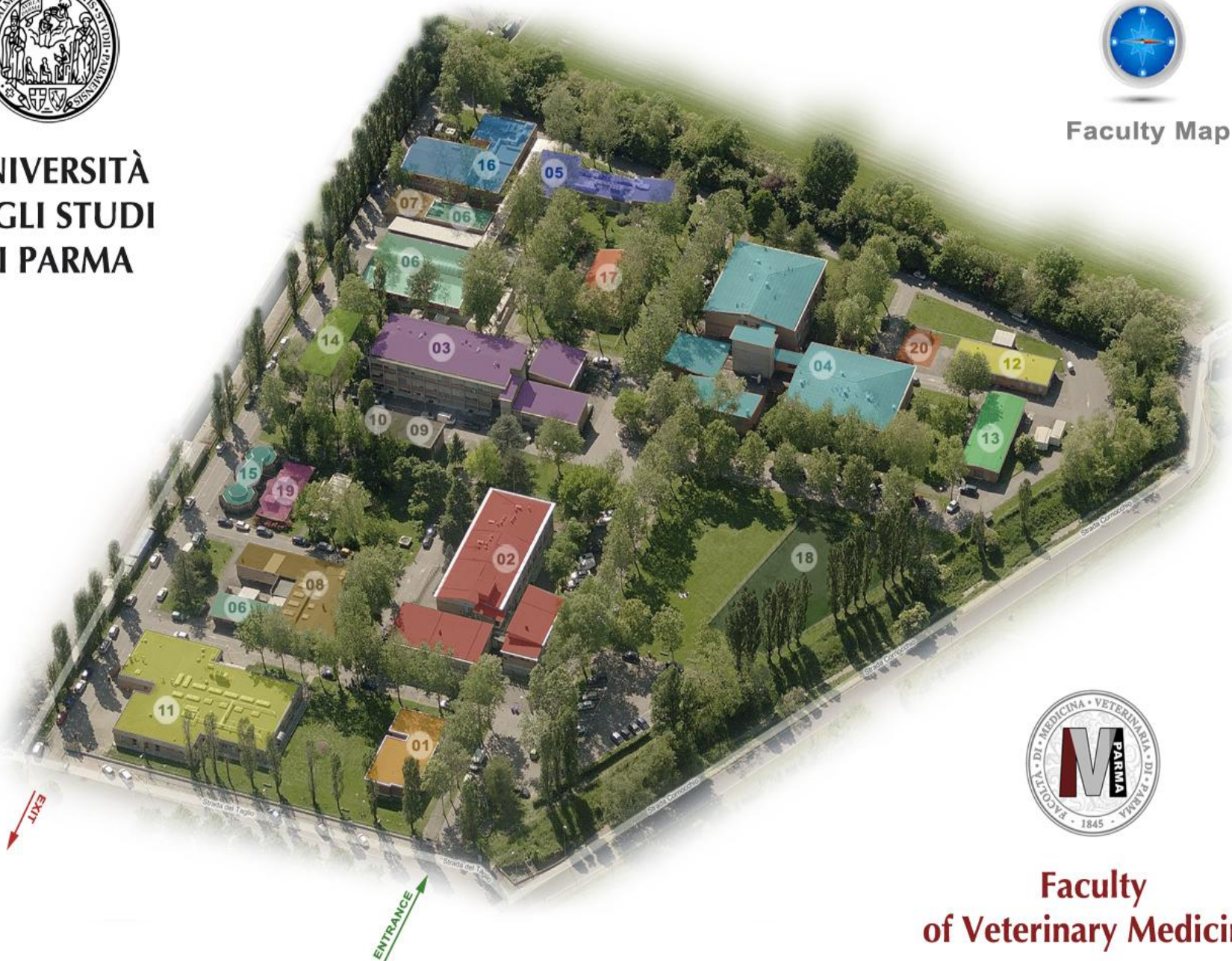




**UNIVERSITÀ
DEGLI STUDI
DI PARMA**

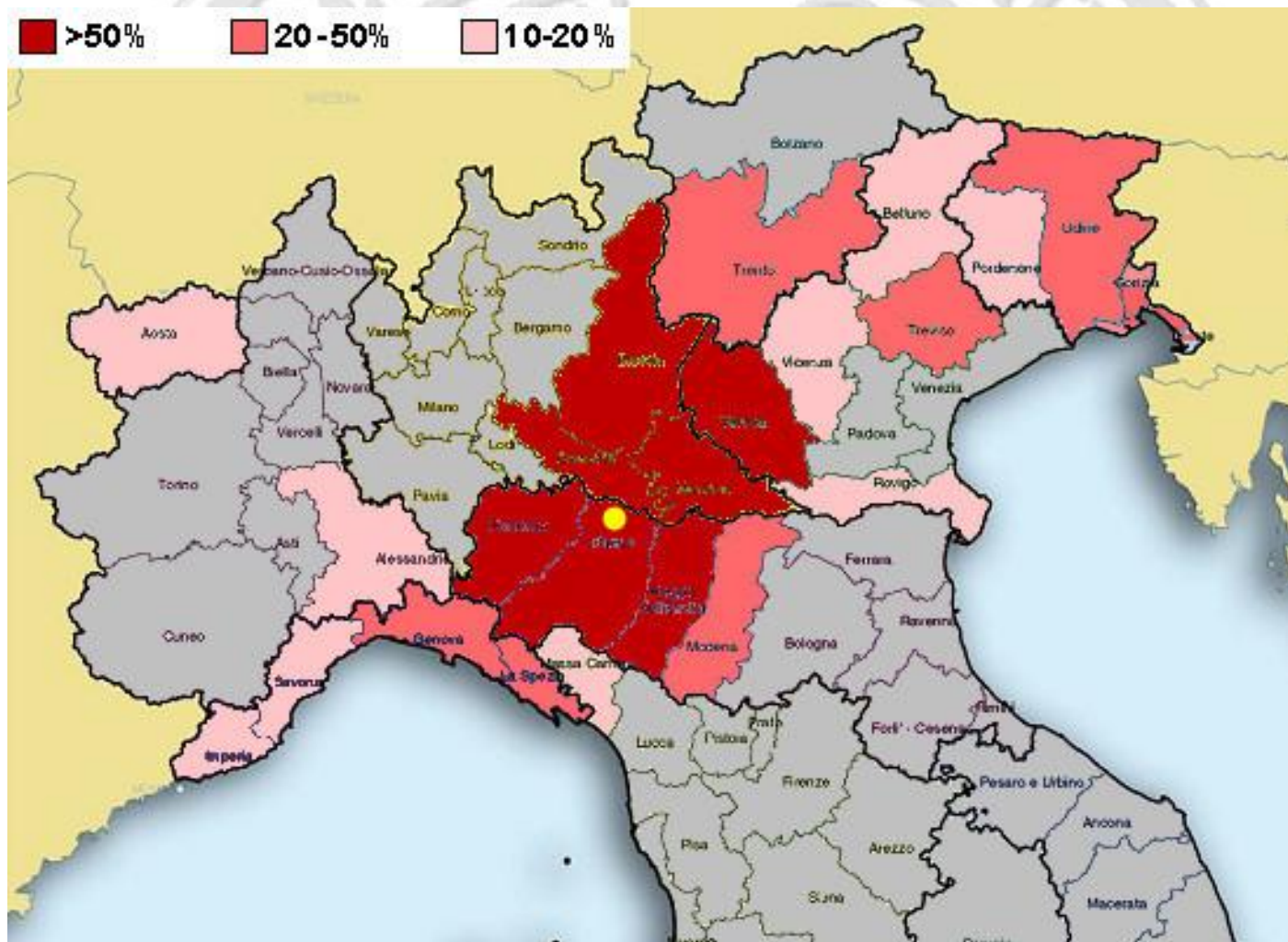


Faculty Map



**Faculty
of Veterinary Medicine**

PRACTITIONERS GRADUATED IN PARMA listed in the Veterinary Medicine Chambers





IN JANUARY 2011 THE EAEVE TEAM VISITED THE FACULTY AND PROPOSED **CONDITIONAL APPROVAL** WITH **ONE CATEGORY 1 DEFICIENCY** MOTIVATED BY THE LACK OF ESTABLISHED LONG TERM TEACHING ACTIVITY ON THE FOLLOWING POINTS:

1. 24hours/7days EMERGENCY SERVICE AND INTENSIVE CARE UNIT FOR COMPANION ANIMALS
2. SMALL ANIMAL HOSPITALISATION SERVICE
3. MOBILE CLINIC
4. LARGE ANIMAL ISOLATION UNIT
5. TEACHING IN EQUINE SURGERY AND MEDICINE WITH THE AID OF CONTRACT PROFESSORS
6. CASE LOAD FROM THE RE-BUILD NECROPSY FACILITY



IN APRIL 2011 OUR FACULTY WAS **CONDITIONALLY
APPROVED BY THE **ECOVE BOARD** WITH **ONE**
CATEGORY 1 DEFICIENCY (LACK OF LONG TERM
CLINICAL TEACHING ACTIVITY):**

“Lack of established long-term clinical teaching activity and related lack of case load as result of the very recent outsourcing of teaching activity and the very recent installation of emergency service, hospitalisation service and ambulatory clinic”



**TAKING INTO ACCOUNT THE MOTIVATIONS OF THE EAEVE
VISITING TEAM THAT WERE CONFIRMED BY THE ECOVE**

HERE WE PRESENT A:

“REPORT
January 01st, 2011
March 15th 2012”

**That was developed as a “*POINT-BY-POINT*”
description of the *CURRENT STATUS* for the six
services mentioned above**



PREMISE

FACULTY TEACHING (58) AND SUPPORT STAFF (52) IS THE SAME AS IN THE PREVIOUS ACADEMIC YEAR

THE NUMBER OF STUDENTS ENROLLED FOR THE ACADEMIC YEAR 2011-2012 IS STILL 54

102 STUDENTS GRADUATED IN VETERINARY MEDICINE (REGULAR 41, OFF-COURSE 61) DURING THIS PERIOD



THE NUMBER OF OFF-COURSE STUDENTS DECREASED

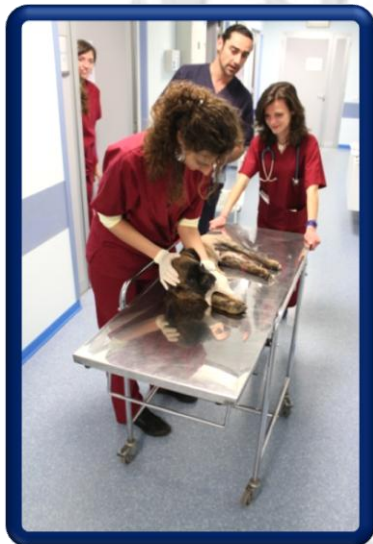
number undergraduate students	Ac. year 2009-2010 (SER – p 238)	Ac. year 2009-2010 (%)	Ac. year 2011-2012	Ac. year 2011-2012 (%)
Regular	321	55,4	274	62,2
Repeaters	124	21,4	96	21,8
Off-course	134	23,1	70	15,9
Total number	579	100	440	100



IN JANUARY 2011 THE EAEVE TEAM VISITED THE FACULTY AND PROPOSED **CONDITIONAL APPROVAL** WITH **ONE CATEGORY 1 DEFICIENCY** MOTIVATED BY THE LACK OF ESTABLISHED LONG TERM TEACHING ACTIVITY ON THE FOLLOWING POINTS:

1. 24hours/7days EMERGENCY SERVICE AND INTENSIVE CARE UNIT FOR COMPANION ANIMALS
2. SMALL ANIMAL HOSPITALISATION SERVICE
3. MOBILE CLINIC
4. LARGE ANIMAL ISOLATION UNIT
5. TEACHING IN EQUINE SURGERY AND MEDICINE WITH THE AID OF CONTRACT PROFESSORS
6. CASE LOAD FROM THE RE-BUILD NECROPSY FACILITY

1 . 24hours/7days *EMERGENCY SERVICE AND INTENSIVE CARE UNIT FOR COMPANION ANIMALS*





THE 24/7 EMERGENCY SERVICE AND INTENSIVE CARE UNIT FOR COMPANION ANIMALS HAS BEEN FULLY OPERATIVE SINCE JANUARY 2011

PERSONNEL

11 FACULTY STAFF FROM INTERNAL MEDICINE, SURGERY, OBSTETRICS AND ANIMAL REPRODUCTION AND DIAGNOSTIC IMAGING

10 CONTRACT PRACTITIONERS, OF WHICH 2 EXCLUSIVELY FOR SURGICAL EMERGENCIES

- *Contract practitioners cost approximately 78,000 euro*
- *Funds come from the hospital earnings, departmental funds and **university financing** (112,000 euro)*



Organization

• DAY SHIFT, FROM 8:00 am TO 8:00 pm:

1 clinician working exclusively in emergency admittance and another 1 in intensive care, assisted by at least 4 students involved in professional training “*tirocinio*”

• NIGHT SHIFTS AND WEEK-ENDS:

1 contract practioners and 2 students involved in professional training “*tirocinio*” are present and 1 permanent clinical staff member for each discipline is on call

EACH STUDENT ACTIVELY PARTICIPATES IN CLINICAL CASE MANAGEMENT:

from the initial clinical evaluation and admittance, the entire diagnostic process and therapeutic regime, all under the supervision and guidance of the head clinician on duty



CASE LOAD EMERGENCY 24/7

	Number of patients - Emergency 24/7 Jan. 1 st , 2011 – March 15 th , 2012	Number of patients - Emergency 24/7 Nov. 1 st – Dec. 31 st , 2010*
DOGS	228	7
CATS	78	2
HORSES	5	0



* The activity started on Nov. 1st 2010



IN JANUARY 2011 THE EAEVE TEAM VISITED THE FACULTY AND PROPOSED **CONDITIONAL APPROVAL** WITH **ONE CATEGORY 1 DEFICIENCY** MOTIVATED BY THE LACK OF ESTABLISHED LONG TERM TEACHING ACTIVITY ON THE FOLLOWING POINTS:

1. 24hours/7days EMERGENCY SERVICE AND INTENSIVE CARE UNIT FOR COMPANION ANIMALS
2. SMALL ANIMAL HOSPITALISATION SERVICE
3. MOBILE CLINIC
4. LARGE ANIMAL ISOLATION UNIT
5. TEACHING IN EQUINE SURGERY AND MEDICINE WITH THE AID OF CONTRACT PROFESSORS
6. CASE LOAD FROM THE RE-BUILD NECROPSY FACILITY

2. SMALL ANIMALS HOSPITALIZATION SERVICE



- **The activity of the Small Animal hospitalisation service is structured in the same way as the Emergency service (day and night shifts)**
- **Also the exposure of each student to the cases handled is the same**





CASE LOAD SMALL ANIMALS **HOSPITALISATION**

	Case load – consultations		Number of patients hospitalized	
	Jan. 1 st 2011 – March 15 th , 2012	2010 SER page 215	Jan. 1 st 2011 – March 15 th , 2012	2010 SER page 215
DOGS	7603	1977	270	68
CATS	1814	599	339	4



IN JANUARY 2011 THE EAEVE TEAM VISITED THE FACULTY AND PROPOSED **CONDITIONAL APPROVAL** WITH **ONE CATEGORY 1 DEFICIENCY** MOTIVATED BY THE LACK OF ESTABLISHED LONG TERM TEACHING ACTIVITY ON THE FOLLOWING POINTS:

1. 24hours/7days EMERGENCY SERVICE AND INTENSIVE CARE UNIT FOR COMPANION ANIMALS
2. SMALL ANIMAL HOSPITALISATION SERVICE
3. MOBILE CLINIC
4. LARGE ANIMAL ISOLATION UNIT
5. TEACHING IN EQUINE SURGERY AND MEDICINE WITH THE AID OF CONTRACT PROFESSORS
6. CASE LOAD FROM THE RE-BUILD NECROPSY FACILITY

3. MOBILE CLINIC





ORGANIZATION

• Students are taken to farms with the **faculty mobile clinic** accompanied by **faculty teaching staff** in different disciplines.

10 contact professors (8 for cattle; 2 for horses) their own vehicles to transport small groups, or more often, individual students, for practicals

• Farm visits are carried out in collaboration with farm veterinarians and farmers.

- **activity is recorded both in the teachers' register and in the student's log book (libretto diario).**
the registers are held in the dean's office



- Faculty mobile clinic activities are reserved for the students in professional training “tirocinio”
- during the period **Jan. 1st, 2011 March 15th, 2012** the **faculty mobile clinic was active for 45 services**
(20 swine herds; 16 cattle farms; 9 Equine clinic)
- each visit involved a maximum of 4 students.

ACTIVITIES

BOVINE HERD HEALTH MANAGEMENT



• DURING THE ABOVE PERIOD, CATTLE WERE VISITED INDIVIDUALLY AND EACH STUDENT WAS RESPONSIBLE FOR AT LEAST ONE OF THESE ACTIONS:

- ***Physical examination***
- ***Blood sampling***
- ***Milk sampling***
- ***Rectal examination and faecal collection***
- ***Hoof examination and treatment (podiatry)***

- ***Partecipate to surgery***



DISEASES WERE DISCUSSED AND PREVENTIVE MEASURES PROPOSED

SWINE HERD HEALTH MANAGEMENT





• ACTIVITIES ON SWINE FARMS WERE CARRIED OUT ON INDIVIDUAL ANIMALS. STUDENTS CARRIED OUT AT LEAST ONE OF THE ACTIVITIES LISTED BELOW:

- *Single animal and herd examinations*
- *Blood and faecal sampling*
- *Intramuscular injections*
- *Vaccinations*

- **During this period, each student handled approximately 25 pigs**

• DISEASES WERE DISCUSSED WITH TEACHING STAFF AND PREVENTIVE MEASURES PROPOSED



•TEACHERS FROM ANIMAL PRODUCTION ALSO TOOK THE STUDENTS IN PROFESSIONAL TRAINING “TIROCINIO” TO PIG FARMS TO CARRY OUT ULTRASOUND DIAGNOSIS OF PREGNANCY SOWS.

•Each student diagnosed approximately 20-30 pregnant sows

BOVINE OBSTETRICS





- Under the teachers' supervision, each student performed a complete gynaecological and ultrasound examination on his/her own.
- Students had to diagnose pathological states and propose specific treatments
- Each student handled no less than **50 gyneacological cases in addition to those examined inside the Faculty**

EQUINE MEDICINE AND SURGERY



The background of the slide features a large, faint watermark of the University of Parma seal. The seal is circular and contains a central figure, likely a saint or historical figure, surrounded by a Latin inscription. The text "UNIVERSITAS STUDII PARMAENSIS" is visible around the perimeter of the seal.

- **THE CLINICAL ACTIVITIES ARE CARRIED OUT UNDER THE SUPERVISION OF CLINIC'S PRACTITIONERS**

- **PLANNED TRAINING INCLUDES:**

- ***Arthroscopy***
- ***orthopaedic***
- ***diagnostics and surgery***
- ***castrations***
- ***Equine sport medicine***



NUMBER OF CASES SEEN BY THE MOBILE CLINICS IN THE PERIOD JAN. 1ST, 2011 – MARCH 15TH, 2012 COMPARED WITH THOSE IN THE PAST

Species	Number of cases			
	Jan. 1st, 2011 – March 15th, 2012	2010	2009	2008
Bovine	9617	960	158	1063
Equine	1033	84	8	8
Swine	4200	258	0	0



IN JANUARY 2011 THE EAEVE TEAM VISITED THE FACULTY AND PROPOSED **CONDITIONAL APPROVAL** WITH **ONE CATEGORY 1 DEFICIENCY** MOTIVATED BY THE LACK OF ESTABLISHED LONG TERM TEACHING ACTIVITY ON THE FOLLOWING POINTS:

1. 24hours/7days EMERGENCY SERVICE AND INTENSIVE CARE UNIT FOR COMPANION ANIMALS
2. SMALL ANIMAL HOSPITALISATION SERVICE
3. MOBILE CLINIC
4. LARGE ANIMAL ISOLATION UNIT
5. TEACHING IN EQUINE SURGERY AND MEDICINE WITH THE AID OF CONTRACT PROFESSORS
6. CASE LOAD FROM THE RE-BUILD NECROPSY FACILITY

4 -LARGE ANIMAL ISOLATION UNIT





- **All activities** in the large animal isolation are carried out following specific **standard operating procedures**
- **Animals of different species have been isolated due to suspicion of an infective disease state, due to the presence of diarrhoea, respiratory signs or neurological symptoms**
- **Students operate under the supervision of the clinician**, usually a member of faculty or junior staff from the veterinary teaching hospital
- **Students carry out clinical examinations and take samples**



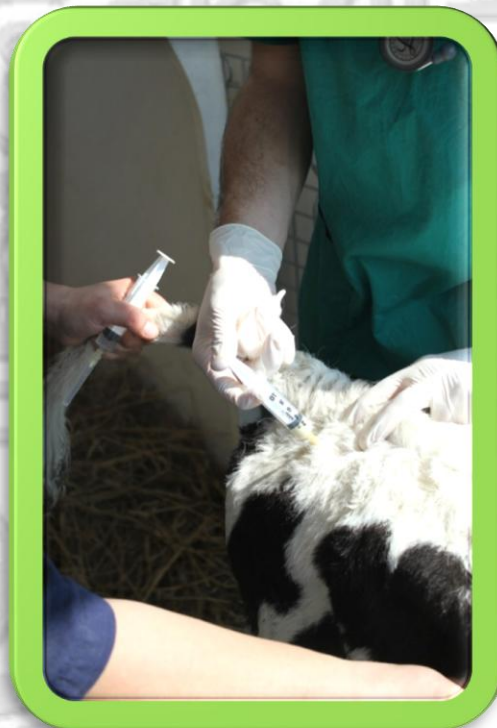

CASE LOAD LARGE ANIMAL ISOLATION UNIT

Species	Animals recovered/total days* Large Animal Isolation Jan. 1st, 2011 – March 15th, 2012
EQUINE	2/21
BOVINE	11/561
SWINE	10/430

* total days refer to the number of animals recovered multiplied by the days

BOVINE NEONATOLOGY

- TO IMPROVE THE NUMBERS OF CLINICAL CASES THE VTH HAS TAKEN AGREEMENTS WITH CATTLE FARMS IN THE TERRITORY FOR THE HOSPITALISATION OF CALVES AFFECTED BY RESPIRATORY AND GASTRO-INTESTINAL DISEASES



Bovine Neonatology procedures during Professional Training (Tirocinio) 2011-2012

Procedures		Nov 01. 2011-mar. 23. 2012	
General clinical examinations			542
Fecal samples			59
Blood samples			30
Milk replacers preparation and feeding calves			613
Oral rehydration			80
Parental rehydration			86
Parental Therapy (antibiotic, supplementation)		In patients	36
Plasma transfusion			8
Abomasal/rumen decompression with gastric tube			25
Ruminal Fluid transfer			6
Abomasal puncture			4
Oxygen therapy			1
Euthanasia procedures			8
Tot.			1469
Diseases diagnosed			
Failure of passive transfer (FPT)	14	Septicemia	5
Neonatal Diarrhoea	32	Onphalitis	4
Articular disease	5	Bronchitis-Pneumonia	14
Abomasitis (abomasal bloat)	6	Laminitis	1
Ruminal Atony	4	Cutaneous mycosis	2
Hospitalization days			542

Clinical Procedures: 1469

Total number of the animals hospitalized 53

Days hospitalization 542





IN JANUARY 2011 THE EAEVE TEAM VISITED THE FACULTY AND PROPOSED **CONDITIONAL APPROVAL** WITH **ONE CATEGORY 1 DEFICIENCY** MOTIVATED BY THE LACK OF ESTABLISHED LONG TERM TEACHING ACTIVITY ON THE FOLLOWING POINTS:

1. 24hours/7days EMERGENCY SERVICE AND INTENSIVE CARE UNIT FOR COMPANION ANIMALS
2. SMALL ANIMAL HOSPITALISATION SERVICE
3. MOBILE CLINIC
4. LARGE ANIMAL ISOLATION UNIT
5. TEACHING IN EQUINE SURGERY AND MEDICINE WITH THE AID OF CONTRACT PROFESSORS
6. CASE LOAD FROM THE RE-BUILD NECROPSY FACILITY

5 - TEACHING EQUINE MEDICINE AND SURGERY





THE PLANNED TRAINING OF EQUINE MEDICINE AND SURGERY INCLUDES:

- ***Arthroscopy***
- ***orthopaedic***
- ***diagnostics and surgery***
- ***castrations***
- ***Soft tissue surgery***
- ***equine sport medicine***



CASE LOAD EQUINE SURGERY AND MEDICINE: **HORSES ADMITTED TO VTH**

	Clinical cases		Surgical cases	
	Jan. 1 st , 2011 – March 15 th , 2012	2010*	Jan. 1 st , 2011 – March 15 th , 2012	2010*
EQUINE	289	135	205	40



ACTIVITIES REALIZED AT THE LOCAL SLAUGHTERHOUSE

In order to **increase case load** and hands-on experience in equine medicine and surgery, the faculty has stipulated a contract with the nearby slaughterhouse to carry out **practical teaching activity** on horses destined for slaughter and that are temporarily housed in the abattoir's stalls

*Unfortunately, due to concerns for the **safety of students** and staff that could be only fully evaluated during the first rounds of practicals, the activities at the slaughterhouse are currently carried out by **limited a number of students involved in professional training “tirocinio”***



• TO DATE 13 HORSES HAVE BEEN SUBMITTED TO CLINICAL EXAMINATION AND BLOOD SAMPLING

ACTIVITIES REALIZED IN AGREEMENT WITH CLINICS

- THE FACULTY HAS ALSO REACHED AN AGREEMENT WITH A PRIVATE CLINIC FOR EQUINE MEDICINE AND SURGERY LOCATED APPROXIMATELY 15 KM FROM THE FACULTY (EQUITECNICA E.C.S.N.C., NOCETO, PARMA - HEAD CLINICIAN DR. SERGIO ORSI)



•TO DATE THE STUDENTS FROM THE FACULTY HAVE CARRIED OUT 531 CASES

•Prof. Parmigiani will illustrate the clinical activities and the caseload concerning the students in professional training ‘tirocinio’ on site at ‘Equitecnica’





IN JANUARY 2011 THE EAEVE TEAM VISITED THE FACULTY AND PROPOSED **CONDITIONAL APPROVAL** WITH **ONE CATEGORY 1 DEFICIENCY** MOTIVATED BY THE LACK OF ESTABLISHED LONG TERM TEACHING ACTIVITY ON THE FOLLOWING POINTS:

1. 24hours/7days EMERGENCY SERVICE AND INTENSIVE CARE UNIT FOR COMPANION ANIMALS
2. SMALL ANIMAL HOSPITALISATION SERVICE
3. MOBILE CLINIC
4. LARGE ANIMAL ISOLATION UNIT
5. TEACHING IN EQUINE SURGERY AND MEDICINE WITH THE AID OF CONTRACT PROFESSORS
6. CASE LOAD FROM THE RE-BUILD NECROPSY FACILITY

6 - NECROPSY





- The **number of necropsies** carried out on both small and large animals for teaching purposes has generally **increased**
- the self-propelled large animal necropsy table has allowed us to carry out more necropsies on cows and horses.
- **Students must operate the necropsies, record gross pathology and collaborate with the faculty staff to formulate a diagnosis**
- **Students must compile the autopsy report**



NECROPSIES 2008-2012 (AS OF 23/03/2012)

SPECIES	2011- Mar 23rd 2012	2010	2009	2008
Dog	63	26	66	55
Cat	88	17	22	14
Pig	107	44	45	57
Horse	6	2	1	1
Sheep	11	0	6	1
Cattle	50	55	63	31
Rabbit	0	1	1	2
Wild boar	0	0	1	0
Hare	0	0	1	0
Deer	1	0	0	0
TOTAL	326	145	206	161
Avian species	244	151	153	103



THANK FOR YOUR ATTENTION